




12th Edition of the OPAL Award for Best Practices 2026


How to Apply? Step-by-Step Guidelines


Follow these steps to successfully submit your project application:


 **Step 1:** Visit the Official Website www.opal-award-for-best-practice.com


 **Step 2:** Click on "**Apply Now**" either from the main menu or by scrolling down the homepage.


 **Step 3:** On the application page, carefully read the **Entrant Eligibility Requirements & Judging Criteria**. **Ensure that your project aligns with the outlined requirements and expectations.**

 **Step 4:** Scroll further down and click on "**Click Here to Apply Now!**"

 **Step 5:** Select your project category, then click on "**Click Here**" to continue.

 **Step 6:** **Download** the relevant application form for your selected category by clicking "**Click Here.**"

 **Step 7:** Complete the downloaded application form with accurate and detailed information.

 **Step 8:** Once completed, save the form in **PDF format** and return to the application page to proceed with the next step.

 **Step 9:**

1. Enter your Company Name, Project Name, and OPAL Membership Number (you can get if from your Membership certificate or contact Membership team at (+ 968 99759758)).
2. Select your Company Class and Project Category.
3. Upload the Project Application Form (in PDF format).
4. Upload the Presentation Slides (maximum 3 slides | Microsoft PowerPoint format).
5. Upload your Company Logo (colour and white versions combined into a single PDF file, with a transparent background).

 **Important Note Before Uploading:**

The Project Name, Application Form, and Presentation Slides **must all use the same file name.**


 **Step 10: Final Checklist**

Ensure that you have:

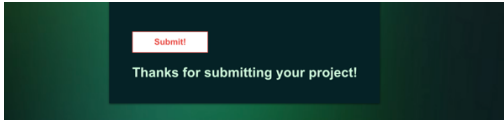
1. Completed the application form correctly.
2. Used consistent file names for all submitted files.
3. Prepared a presentation of no more than 3 slides covering: Business Impact, Maturity, Relevance, and Innovation.
4. Combined both versions of your company logo into a single PDF file.
5. Entered the email address where you would like to receive the confirmation email.



12th Edition of the OPAL Award for Best Practices 2026 **How to Apply? Step-by-Step Guidelines**

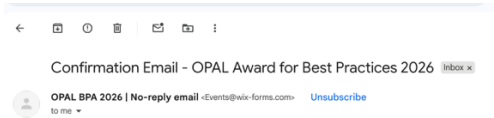
 **Step 11:** Click the "Submit" button and wait a few seconds.

 A green confirmation message will appear on the screen once your submission has been successfully received.



 **Step 12:** Wait for Email Confirmation

Note: The confirmation email will be sent from (**OPAL BPA 2026** | events@wix-forms.com) This is a no-reply email address, so you will not be able to respond to it.



Need Help?

For any inquiries, please contact the OPAL Events Team at (events@opaloman.org)

If you experience any technical issues during the application process, please contact Shooq Al-Zaabi, Head of Media & Promotions at (shooq.alzaabi@opaloman.org)